

Minamiuonuma • Yuzawa
(Shiozawa • Muikamachi)

Disposal & Separation of Household Garbage Guidebook

- ◎ Let's reduce our waste with the 3 Rs!
 ☆ Let's reduce our plastic waste!
 Bring a reusable bag shopping, and reuse shopping bags
 ☆ Let's reduce food waste by eating all our food !



Reduce ごみの量を減らそう
 Reuse 繰り返し使おう
 Recycle 資源として活かそう

Contents

Rules for Disposal of Household Waste	P1
Garbage Bags & Pricing	P2
Burnable Garbage	P3~P4
Non-burnable Garbage	P5~P6
Plastic Container Garbage	P7~P8
Used Paper etc.	P9~P10
Bulky Garbage	P11~P12
Restricted Garbage	P13
Recycling Clothing, Fabric & Tableware	P14
Waste Management Facility Directions	P15

Rules for Disposal of Household Waste

Please follow the rules for disposing household garbage by using designated trash bags at specified garbage collection sites (Garbage stations)

When the rules aren't followed, garbage cannot be collected and a violation sticker will be attached.

※For bulky garbage (over 60cm in length or weighing over 10kg) please see page 11.



Disposing of Household Waste

① Use the official garbage bags

★When disposing of trash at a collection site, please use the appropriate garbage bags.

★Official garbage bags can be purchased at many local stores (prices include waste management costs)

② Carefully separate your garbage

★Separate and dispose of garbage in the appropriate bags according to the rules.

Unseparated garbage cannot be collected.

③ Confirm the garbage collection dates

★Garbage collection dates are determined for each district. Please check the garbage collection calendar to see what garbage is collected on which dates.

④ Take out garbage by 8 am

★Trash collection begins at 8 am. Collection times for trash collection sites vary due to many conditions.

Take garbage out by 8 am to ensure your garbage is collected.

⑤ Confirm garbage collection sites

★Garbage collection sites are determined by type of garbage for each district.

Check the garbage collection site for your address and dispose of your garbage properly.

■ Violation Sticker

★Garbage violating the rules left at collection sites will have a violation sticker attached to it.

Please read the violation, separate your garbage correctly, and put it out for collection after removing the violation sticker.



Important points for official garbage bags

① Waste items must be shorter than 60cm long

★Items placed in garbage bags must be smaller/shorter than 60cm. Larger items must be broken down.

② Garbage cannot exceed 10kg

★Garbage placed in designated garbage bags cannot exceed 10kg in weight. Heavy garbage can be an impediment to the trash collection process.

③ Carefully separate your garbage

★Please separate any metal pieces attached to burnable garbage, and place them in the respective non-burnable garbage bags.

★Please separate plastics from the non-burnable garbage, and place them in an appropriate burnable garbage bag.

Garbage Bags & Costs

Separate garbage by type and discard it in the appropriate official garbage bag before putting it out at collection sites by 8am on specified dates. Bags cannot weigh more than 10kg or have contents larger than 60cm. **Please check your garbage collection calendar for specific dates.**

Official Garbage

Official garbage bags can be purchased at local supermarkets, retail shops, and convenience stores.

Burnable Garbage (blue text)



★ Please use these bags for burnable garbage.

Pricing Chart

1号(10ℓ)	20 bags	¥400
2号(30ℓ)	20 bags	¥700
3号(45ℓ)	20 bags	¥1,000

See pages 3-4 for details on how to discard burnable garbage.



Non-burnable Garbage (green text)



★ Please use these bags for cans, bottles, hazardous waste, and other non-burnable waste.

Pricing Chart

1号(10ℓ)	10 bags	¥200
2号(20ℓ)	10 bags	¥250
3号(45ℓ)	10 bags	¥300

See pages 5-6 for details on how to discard non-burnable garbage.



Plastic Container Waste (yellow text)



★ Please use these bags for PET bottles, and other plastic container waste.

Pricing Chart

2号(20ℓ)	20 bags	¥500
3号(45ℓ)	20 bags	¥600

See pages 7-8 for details on how to discard plastic container waste.



※Waste management costs are included in the price of garbage bags.

Paper Garbage

★ Paper garbage should be bundled by string based on type. Please do not use trash bags (Shredded paper should be put in clear plastic bags).

See pages 9-10 for details on how to discard paper garbage.



Bulky Garbage

★ Items that exceed 60cm in size or 10kg in weight should be brought directly to burnable or non-burnable waste management facilities or scheduled to be collected.

See pages 11-12 for details on how to discard bulky garbage.



Burnable Garbage (Placed at trash collection sites)

Place burnable garbage in official bags with blue text, and leave at collection sites by 8 am on collection days (Weights under 10kg, items shorter than 60cm). Check the Household Garbage Collection Calendar for specific dates.

- Food waste, shells
- ★ Please drain all water from these



- CD • DVD • Tapes



- Toys, plastic wares
- ★ rubber, plastic, vinyl and wooden toys (remove batteries and place in hazardous waste)

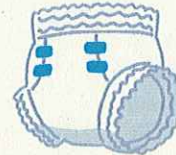


★ Remove any batteries first!

- Clothes • Fabrics
- ※ Clothes & fabrics can be reused as resources



Paper diapers



↳ Please flush excrement in toilet

- Bags • Plastic Containers
- ★ Aluminum-lined bags, dirty bags, shampoo containers etc.



- Rubber • Shoes
- ※ Some items can be reused as second-hand



- Flowers, sticks, leaves



★ Please cut into small pieces. Wood must be under 60cm long, and 10cm thick.

- Ski boots, safety boots
- Cooking oil



★ Please absorb in paper, or use a coagulating agent to solidify
★ Tempura oil collection sites can be used. Please see page 4⇒

- Used hand warmers, lighters




★ Please drain any lighter fluid from lighters.

お願い

◎ Please try to remove any metals from burnable garbage before discarding, and place these metal pieces in separate "non-burnable garbage" bags. (Clothing zippers, metal pieces of toys).

※ Please consider recycling clothes/fabrics for materials (see page 14 for details).

★ When the contents of garbage bags cannot be seen at all, the bags cannot be collected. However, kitchen waste and private items can be wrapped in smaller bags then placed inside garbage bags.



Burnable Garbage (Items restricted from collection sites)

Garbage over 60cm long or weighing over 10kg cannot be placed at trash collection sites (bulky garbage). Please bring these to burnable waste management facilities or make an appointment for bulky garbage pick-up.

Items restricted from Burnable Garbage Bags

- ★ Items over 60cm in length cannot be collected even if they fit in garbage bags when folded up. (※ These items must be broken down.)
- ★ Items over 10kg cannot be collected. (※ These items can hinder regular trash collection)

● Futon, futon covers, sheets, chairs, blankets, etc.



● Mats, carpets, rugs, etc.



● Curtains, Tablecloths, etc.



● Tarps, work canvases, mulch, etc.



● Hoses



● Wood over 60cm long or 10cm thick



※ Sheets, blankets, curtains, and tarps should be cut into pieces smaller than 60cm and placed in burnable garbage bags for collection.

Bring these to burnable waste management facilities or schedule bulky garbage pick-up.

Collection of Used Cooking Oil

Used cooking oil is collected at various locations. Put oil in PET bottles and bring it to the specified collection sites. (This can also be brought directly to non-burnable waste management facilities).

Disposing of Cooking Oil

- ① Please remove any solid particles from the oil.
 - ② Chill the oil and pour into PET bottles with the caps tightly fastened.
 - ③ Place in collection boxes at specified locations.
- ★ Please use PET bottles as containers for the oil. (The bottle size does not matter)
 - ★ This is limited to vegetable/tempura oils

- ※ The following items cannot be collected.
- Animal fats (lard etc.) , Mineral oils (motor oil etc.)
 - Cooking oils with water or other impurities
 - Oil used at your business

◆ Collection Dates & Locations

Minamiuonuma (Shiozawa・Muikamachi areas)	
Date	4 th Thursday each Month ※ Wednesday in case of holiday
Time	8:30 AM ~ 5:00 PM
Collection sites	• City Office • Yamato/Shiozawa Civic Centers • Waste Management Center (Boxes near entrance)

Yuzawa (Sites: Town hall・Civic Center・ Stockyard)	
Town Hall・Civic Center (Front Entrance)	3 rd week of the month 《M~F》 ※ Excluding holidays Town Hall: 8:30 AM ~ 5:00 PM Civic Center: 9:00 AM ~ 5:00 PM
Resource Stockyard	Tuesday (※ Excluding 01/01) 9:00 AM ~ 4:00 PM

Non-burnable Garbage


Non-burnable garbage should be placed in the bags with green text, and taken to garbage collection sites by 8 am on collection days (Must be under 10kg / 60cm long). Check the Household Garbage Collection Calendar for specific dates.

Please put **Cans**, **Bottles**, **Hazardous materials** and **Other non-burnable items** into separate bags.

Cans

- Juice, alcohol, canned-foods, candy tins, metal tins, aerosols, other cans, and lids.

★ Please rinse out before disposing



★ Please poke holes in spray cans to release contents

Ⓢ Oil Cans (Motor oil etc.) goes with "other non-burnable items"

家庭用
不燃ごみ袋

南魚沼市

Caution!

- ★ Please remove all contents of spray cans and poke holes in them before discarding.



Glass Bottles

- Juice, alcohol (including single-serving sake cups), spices, and medicine bottles

★ Please remove caps/corks and rinse out before disposing



★ Sake and beer bottles can be returned to their retailers.

Ⓢ Cooking oils and cosmetics bottles go in "other non-burnable items"

家庭用
不燃ごみ袋

南魚沼市

Caution!

- ★ Cosmetics bottles go in "other non-burnable items"
- ★ Broken bottles go in "other non-burnable items"



Hazardous Materials

- Fluorescent lights (long • circular • bulbs)
- Batteries (dry cell • button • rechargeable)
- LED bulbs
- Mercury thermometers, Blood pressure monitors



★ Fluorescent lights should be placed in their packages for collection.

★ It is OK for long fluorescent lights to stick out of garbage bags. They should be placed in 45ℓ bags and tied shut with string.

★ Broken lights are hazardous materials. Please wrap in newspaper and label what's inside.

★ Discard mercury thermometers and blood pressure monitors in their cases

家庭用
不燃ごみ袋

南魚沼市・湯沢町




- ★ Button & rechargeable batteries (lithium-ion, nickel, nicad etc.) can be put in store collection boxes.

Non-burnable Garbage

Please put Cans, Bottles, Hazardous materials and other non-burnable items in separate bags. Do not double bag official garbage bags. Items longer than 60cm or over 10kg are bulky garbage and cannot be collected. Please bring directly to waste management facilities or arrange for bulky garbage pick-up.


Other Non-burnable items

- Metal wares (tins, pots, kettles, cookware, umbrellas, clocks, metal waste) • Bottle caps (metal caps with cork or plastic lining)



- Small Electronic Appliances (Electric stoves • fans • thermo-pots • rice cookers)

★ Please drain any oil. Remove batteries and put with hazardous materials



- Ceramics (bowls, plates, flower pots) ● Sharp items like knives & razors

★ tableware that can be reused should be put in special collection boxes. (See page 14 for details)

★ Plastic items go with burnable garbage



- Cosmetic bottles, broken bottles and glass



- Incandescent bulbs, glow lamps, and electrical cords



★ Please wrap broken bottles, glass, ceramics and sharp items like knives in newspaper and label what's inside ("bottles," "bowls," "knives," etc.)

★ It is all right for umbrellas to stick out of trash bags (Please use 45ℓ bags and fasten them shut with string).

★ Please remove batteries from electronic appliances or toys and discard with hazardous materials.

NOTICE:

※ Please remove any plastic sections attached to non-burnable garbage and discard with burnable garbage where possible. (Umbrella nylons, fan blades)

Caution



Televisions, computers, laptops and other screen electronics cannot be discarded as non-burnable garbage. See page 13 for details on restricted garbage.

Plastic Container Waste

Put household plastic container waste in garbage bags with yellow text, and take them to plastic container waste collection sites by 8 AM on collection dates. See the Household Garbage Collection Calendar for details. Please discard ① PET bottles and ② Other plastic container waste in separate official trash bags. *Items that are dirty or have odors should go with burnable garbage.

① PET Bottles



●PET bottles for juice, alcohol, seasoning, etc.



Items must have this mark on them



- ★Please put dirty or odorous items with burnable garbage.
- ★Please rinse out and dry PET bottles.
- ⓂCaps and labels can go in ② Other plastic container waste.

家庭用
容器包装ごみ袋
南魚沼市

- ★ Items that are dirty or have odors go in burnable garbage.
- ★ It is all right to leave small price stickers etc. on bottles.

② Other plastic container waste



Plastic bags & containers that products come in.

●Cap, labels



●Tofu, drink containers



●Instant noodle packaging



●White trays


★Can also be returned at supermarket collection boxes



●Side-dish, produce & sushi trays



●Candy/snack packs & egg cartons



●Lunch boxes



●Bread, snack, vegetable, and noodle packs



●Candy, single-serving, instant meal & condiment wrappers



●Shopping bags and daily necessity wrapping




●Styrofoam packaging

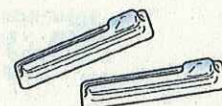


★ Please break up Styrofoam packaging to fit in trash bags

●Fruit & vegetable nets



●Toothbrush Packaging



家庭用
容器包装ごみ袋
南魚沼市

Plastic Container Waste

Plastic container waste should be clean & odorless items only. Waste that doesn't meet these standards goes in burnable garbage bags.

Please do not "double-bag" your official garbage bags. This garbage can be collected at district plastic container waste collection sites like "Garbage Stations."

Excluded Plastics

- ★Plastics on the previous page with stains or strong odors cannot be placed in the plastic container waste bags.
- ★Additionally, plastic items that are not on the previous page cannot be put in these bags.

Sauce & dressing
soft plastic tubes



Condiment & oil
bottles



Dirty or greasy
snack bags



Soap,
shampoo,
body wash
and cosmetics
containers




Shampoo &
detergent
refill bags



Dirty lunchbox, curry
roux, butter, and
margarine containers



Straws, utensils, and
Tupperware



Dry-cleaning bags and
express mail envelopes



CD, DVD, VCR, cassette
tapes, and cases



Toys and other
everyday plastic items



These Cannot be Recycled !
Please put in Burnable Garbage.



家庭用
もえるごみ袋
南魚沼市

★Plastic items that require large amounts of water & soap to be cleaned should be put in burnable garbage. **Let's practice reasonable and effective recycling habits.**


★There are items labeled "plastic" that cannot be recycled. Please check which plastics are excluded in the above chart. Please contact our office for anything that is unclear.

Used Paper

Used paper waste is collected at used paper & recycled resource collection sites like "garbage stations." Please tie items together by type of material and put out at collection sites by 8 am on select dates (please put shredded paper in any kind of clear plastic bag). Official garbage bags are not required (※Do not mix burnable paper waste with used paper).

Newspapers

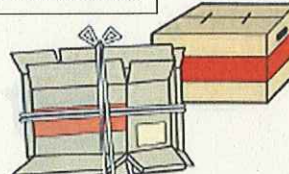
● Tie in stacks



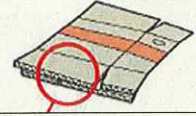
- ★Please do not mix in flyers.
- ★Please do not include newspaper bags.
- ★Please put the city gazette and other misc. paper in "magazines, flyers and mix paper"

Cardboard

Tie in stacks



ダンボール



Corrugated cardboards like this can be recycled.

- ★Remove packing tape and put in burnable garbage
- ★Put metal staples in "other non-burnable waste"

Magazines, flyers, mix paper

Tie in stacks



Textbooks Magazines Books Manga



Catalogues

Posters / Flyers



Magazines, copier paper, postcards, notebooks, business cards, calendars (remove metals), posters, pamphlets, toilet paper rolls etc.

注意



Please remove metal parts of calendars first

Envelopes



Please remove cellophane tape

- ★Please do not mix plastic catalogues or pamphlets with this paper.

Paper boxes, bags, wrappers

Tie in stacks (or put in paper bags)

たば



Cake boxes Toy boxes Chopstick sleeves

Candy boxes



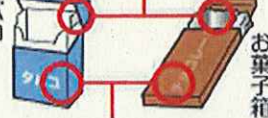
Flatten paper boxes

- Remove plastic from tissue boxes
- Remove handles from paper bags

注意

★アルミ(銀紙)加工の場合は「もえるごみ」へ

タバコ



Please put aluminum films from cigarette or candy packs in "other plastic container waste"

ティッシュ箱

★紙以外の取手は「もえるごみ」へ



紙製バッグ

★In addition to city collection, regional children's centers & schools or private businesses also conduct used paper collection. Please consider using these services as well.

Used Paper

◆Waste management facility operating hours (Free collection)

Minamiuonuma	Yuzawa (Nakago, Yuzawa)
•Minamiuonuma City Waste Management Center Non-burnable Garbage Facility Mon~Sat 9am~12pm, 1pm~5pm Sun*Holiday 9am~12pm (Closed Jan. 1~3)	•Yuzawa Resource Stockyard (Nakago, Yuzawa) Tuesday 9am~4pm (closed Jan. 1)

Beverage Cartons

Beverage cartons with the "paper pack" mark (right) can be recycled



Aluminum-lined beverage cartons go in burnable waste.

★Please tie paper cartons separately and do not mix with other used paper materials.

Rice Bags



★Bags that have been used for things like rice husks, sake lees, or pet food go in burnable garbage.

Shredded paper (cut paper)

★Please put in a clear/see-through bag first.

★Other used paper collection services

Yukiguni Kankyo Service	783-3939 (Minami-Tanaka)
Uonuma Garbage Industry	780-2488 (Izumi-Shinden)
Ubukata Resources	772-7050 (Misashima)
Okamura Resource	772-2250 (Futsukamachi)

Excluded Paper

★The following items cannot be recycled. Please discard with burnable garbage

Envelopes with adhesives

Carbon copy paper / 3-layer paper

Heat-sensitive paper

Aluminum-coated paper

Scented paper (detergent, soap, incense containers)

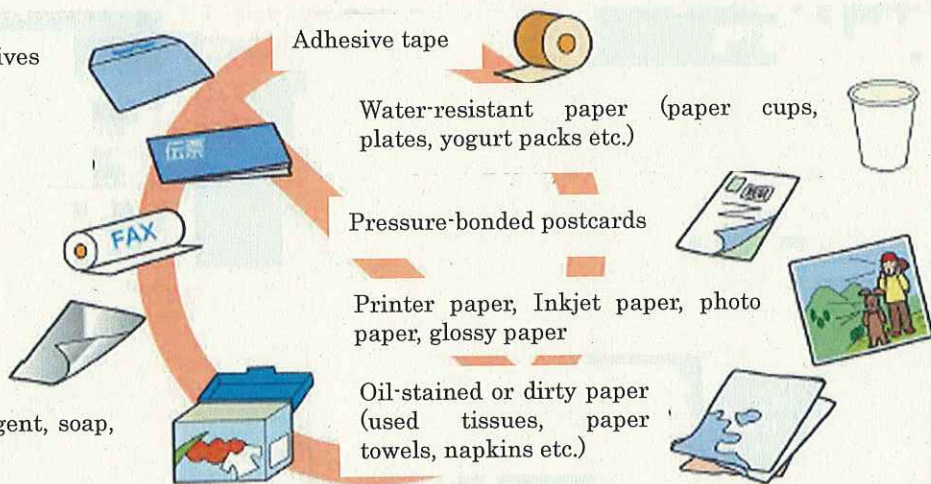
Adhesive tape

Water-resistant paper (paper cups, plates, yogurt packs etc.)

Pressure-bonded postcards

Printer paper, Inkjet paper, photo paper, glossy paper

Oil-stained or dirty paper (used tissues, paper towels, napkins etc.)



Cannot be Recycled ! Please discard with burnable garbage.

Bulky Garbage (Disposal at waste management facilities)

Please bring items exceeding 60cm in length, or 10kg in weight (bulky garbage) to waste management facilities for disposal. Load bulky garbage into your car and deliver it this way. Your car will be weighed before and after the garbage is unloaded and costs are calculated accordingly.

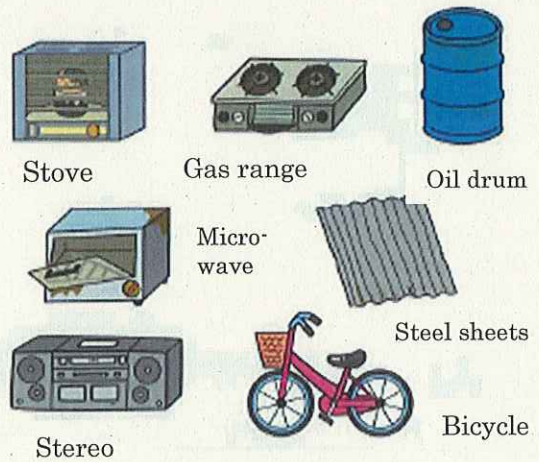
Burnable Bulky Garbage

- Bedding (futon • blanket • sheets • springless mattress)
- Wood Furniture (Dresser • Desk • Bed etc.)
- Tatami • Carpet • Curtains ● XC Skis
- Lumber • Garden trees (under 2m long/ 50cm across)



Non-burnable Bulky Garbage

- Microwave ● Gas range (large) ● Bicycle
- Stove (large) ● Alpine Skis ● Stepladder
- Sheet iron ● Window frame ● Dresser
- Metal desk • chairs
- Wheelbarrow ● Oil drum
- Metal spring mattress ● Metal-frame sofa



Please bring directly to burnable waste management facilities.

Please bring directly to non-burnable waste management facilities.

★Expense Chart (Shared for both facility types)

Category		Quantity	Cost
Household Garbage other than the following.	Not crushed	Per 10kg	¥50
	Crushed	Per 10kg	¥100
Contains metal springs «Mattress, sofa, chair» Massage chairs		Per item	¥1,500
Folding curtains, keyboards, word processors, dehumidifiers, water coolers		Per item	¥500

★Service Hours

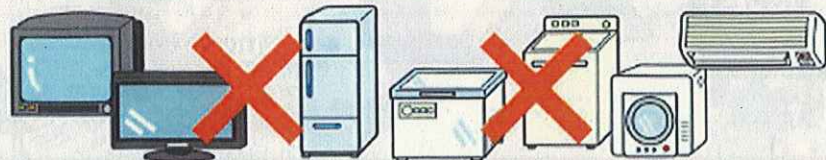
Days	Hours
Mon. ~ Sat.	9am ~ 12pm
	1pm ~ 5pm
Sun • Holidays	9am ~ 12pm

※ Closed January 1~3

※ Hours are for both facility types.

※ Items exceeding 2m in size cannot fit in the crusher and therefore cannot be discarded here.

Caution!!



Televisions (CRT • LCD • Plasma), Refrigerators, Iceboxes, Washing machines, Clothes Dryers, and A/C Units are restricted items. Please contact a retailer or private recycling service for disposal.

See page 13 for details on "Restricted Garbage."

Bulky Garbage (Requesting a collection appointment)

It is possible to request pick-up of bulky garbage if you cannot come to waste management facilities. Please check the size of the garbage and call to schedule its collection. At this time we will confirm the disposal cost so please be prepared to purchase bulky garbage disposal tickets at a local store.

Steps to Scheduling Collection

- ① Schedule collection with the Waste Management Div. (At least 3 days in advance)
- ② Purchase **Bulky Garbage Disposal Tickets**.
- ③ Attach tickets to each item for pick-up.
- ④ Place outside front entrance by 8:30 AM on the collection date.
- ⑤ We will come directly to your home to pick up the garbage.

Scheduling Office

Minamiuonuma Waste Management Division
TEL 025-782-0339
 Yuzawa Environment & Agriculture Division
TEL 025-788-0291

Office Hours

Monday~Friday
 8:30 AM ~ 5:15 PM
 (Closed Holidays, 12/29 ~ 1/3)

★ Please check the Household Garbage Collection Calendar for collection dates.

《Bulky Garbage Disposal Ticket sizes and pricing》

	Ticket Price	Dressers・Shelves・Tables etc.	Carpets・Rugs etc.
Small item	¥500	Under 1 m on the longest axis	under 9 sqm
Medium item	¥1, 000	Between 1 m~1.5 m on the longest axis	over 10 sqm
Large item	¥2, 000	Over 1.5 m on the longest axis	—

※ Prices may differ depending on the specific item. Please confirm this when scheduling collection.

Bulky Garbage Disposal Tickets

《Small item》

粗大ごみ処理券(小物)
500円
 南魚沼市

★Bulky Garbage disposal tickets can be purchased at the registers of local supermarkets, shops, and convenience stores.

《Medium item》

粗大ごみ処理券(中物)
1, 000円
 南魚沼市

《Large item》

粗大ごみ処理券(大物)
2, 000円
 南魚沼市

◆Bulky Garbage Disposal Cost Chart 《Examples》

Item	Ticket		Notes	品名	処理券		備考
	Type	Cost			種類	金額	
Wardrobe	S	¥500		Tatami mat	S	¥500	Per mat
Chair	S	¥500		Dresser	L	¥2, 000	Over 1.5m
Gas range	S	¥500		Desk	S	¥500	Over 1 m is M
Kotatsu	S	¥500		Steel sheets	S	¥500	for 2 sheets
Tatami chair	S	¥500		Futon	S	¥500	
Bicycle	S	¥500		Bed	L	¥2, 000	
Carpet	S	¥500	M if over 10 sqm	Massage Machine	L	¥2, 000	
Dehumidifier	M	¥1, 000		Mattress	L	¥2, 000	With metal springs
Snow plow	S	¥500		Sewing Machine	M	¥1, 000	Treadle type
Sofa	L	¥2, 000	With metal springs	Treadmill	M	¥1, 000	

※ The above chart shows general costs. For precise details please check when scheduling via telephone.

Restricted Garbage (items that cannot be processed)

The following items cannot be discarded at burnable nor non-burnable waste management facilities. They cannot be collected or brought in, and require the use of a private store or recycling service professional.

Cumbersome Items



Car parts



Motorcycles



Old tires



Paint



Fire Extinguishers



Pesticides · Chemicals



Piano



Cinderblocks



Propane Tanks



Scrap Wood

- Cars, Car parts, Motorcycles, Old tires
- Car battery, Gas cylinder, Fire extinguisher
- Fireproof safe, Piano, Vending Machine
- Farm Equipment, Grease, Pesticides, Paint, Chemicals
- Rocks/dirt, Scrap materials (Steel·Rebar blocks·Brick·Plaster boards etc.)
- Shutters, Wire rope, Concrete objects etc.

Please have these retrieved by the retailer or use a recycling service professional.

Household Electronics (4 groups)



エアコン



冷蔵庫



冷凍庫



洗濯機



衣類乾燥機

- TV (CRT·LCD·Plasma)
- OA/C Unit
- Refrigerator, Ice box
- Washer/Dryer machines

Computers



- Desktop Computer
- Laptop Computer
- Computer Monitors (Excluding printers, scanners)

- ★ Please use one of the following disposal methods
 - ① If purchasing a replacement:
Have retailer of your new appliance collect the old one.
 - ② If discarding the item:
Have retailer of the old appliance collect it
 - ③ If the retailer cannot collect the appliance:

Please contact a private recycling service for disposal

◆ Contact: Green Industry (kk) TEL025-782-4840
529 Shimashinden, Minamiuonuma

※ Fees apply for any of the above disposal methods.

- ★ Apply for collection by the
 - ① Computer Manufacturer,
 - ② Computer 3R Promotion Group,
 - or ③ Renet Japan Recycle kk

(It's easy to apply online)

- Computers with the PC Recycle mark do not require recycling fees.
- Computers without this mark require resource recovery fees.
- Renet Japan Recycle kk recycles small household electronics in addition to computers.

PC
リサイクル

Recycling Clothes, Fabric, & Tableware

Clothing, fabric, and tableware that you don't need can be collected for reuse or recycling. Relevant items can be brought directly to designated collection facilities. Plus there is no cost for collection of these materials. (When discarding at local collection sites, please separate items into burnable and non-burnable garbage bags.)

Recycling Clothing & Fabric

Please bring to the Minamiuonuma Non-burnable Waste Management Facility or Yuzawa Resource Stockyard.

- ① Do not need to be in official garbage bags. Put in clear plastic bags, fasten shut, and bring directly to collection sites.
- ② Only clean clothing & fabrics are accepted. If jackets are fairly clean they do not need to be dry-cleaned. Please donate items in wearable condition. It is ok if items are yellowing or have non-washable stains.
- ③ Items with holes, missing buttons, broken zippers etc. are OK.
- ④ Please remove clothes from laundry bags before leaving at collection sites.

Please separate collected items into wearable clothing for re-use, and non-wearable items for recycling fabrics and making rags.

Notice:

Items that are damp, dirty, or have strong odors cannot be recycled. (E.g. pet blankets, dirty socks, underwear, wet towels, cloths)

Goes in Burnable Garbage



Recycling Tableware

Please bring to the Minamiuonuma Non-burnable Waste Management Facility or Yuzawa Resource Stockyard.


- ① Do not need to be in official garbage bags. Place in boxes or bags without wrapping individual items in paper.
- ② Clean tableware can be recycled. Please clean dirty items and bring them in for donation in useable condition.
- ③ Please remove items to be recycled from bags/boxes and place in the designated collection cases. ✖Items in vanity cases can be put on collection shelves in their cases.

Collected items can be newly reused by people looking for tableware.

Notice:

Display dishes, broken or cracked tableware, dishes used for pet food, and personally made items are excluded

Wooden/plastic → Burnable, Other → Non-burnable



Waste Management Facility Directions

It's possible to bring household garbage directly to both burnable & non-burnable waste management facilities for disposal. Please separate garbage and bring it by car. Disposal costs are calculated by weight so it is not necessary to use official garbage bags (although it is not a problem either).

Hours of Operation

Monday~Sunday

9:00AM~12:00PM

1:00PM~5:00PM

Sunday•Holiday

9:00AM~12:00PM

※ Waste management facilities are closed 1/1~1/3 for the New Year's holiday

Disposal Methods

- ① You will be asked for your place of residence and garbage type at the reception window. Your vehicle will be weighed with the garbage inside it. Take the drop-off card and proceed to the waste management facility.
 - ② Please unload your garbage according to staff instruction.
 - ③ Proceed to the reception window again and return the drop-off card. After unloading the garbage, your vehicle will be weighed once more. Please pay the disposal fee before returning home.
- ※ If using official garbage bags, there are no disposal fees but the vehicle will still be weighed.

※ Vehicle requirements: Must weigh under 4 tons and have a loading bed under 3.2 m long.

Calculating Disposal Fees

1st Weigh-in: Weighing the vehicle with garbage loaded inside.

2nd Weigh-in: Weighing the vehicle after unloading the garbage

★The weight of the garbage is calculated by subtracting Weight 2 from Weight 1.



★Disposal Cost Chart(Shared for both facilities) Please pay in small change and ¥1000 bills only

Category	Quantity	Cost	Standards
Ordinary bag•Not crushed	Per 10kg	¥50	Under 60cm in length/size
Ordinary Bag•Crushed (bulky garbage)	Per 10kg	¥100	Over 60cm in length/size
Official Garbage Bag	Not crushed	No fees	Under 60cm in length, under 10kg per bag
Paper, clothes, tableware, cooking oil...		Free	ⓂRestricted items incur separate costs.

※ Certain items have pre-determined disposal costs. See page 11 for details.

●Burnable Garbage ●Burnable Bulky Garbage

Please bring to Burnable Waste Management Facility

●Non-burnable Garbage (Can • Bottle • Hazardous materials • Other non-burnables)

●Non-burnable bulky garbage

●Plastic container waste (PET bottles • Other plastic containers)

●Tableware ●Cooking oil (in PET bottles) ●Paper ●Clothing

Please bring to Non-burnable Waste Management Facility

※Please put plastic container waste in an official garbage bag or plastic bag or your choice.